

Signs:



City of Staunton

Accessible Parking

General Information

For Construction Projects

Building Customer Service



This is to provide some of the basic information about the accessibility requirements of the Building Code, for Parking. Detailed information can be found in the Building Code and it's referenced documents.

VA Accessible Parking Signs Required Wording

Install signs in front of each space between 5' & 7' above pavement.



**Planning and
Inspections**

Planning & Inspections Dept.

116 W. Beverley Street

Phone: 540-332-3862


P. O. Box 58

Fax: 540-332-3807

Staunton, Virginia 24402

WWW. staunton.va.us

Parking Spaces:



HANDICAP LOGO DESIGN:

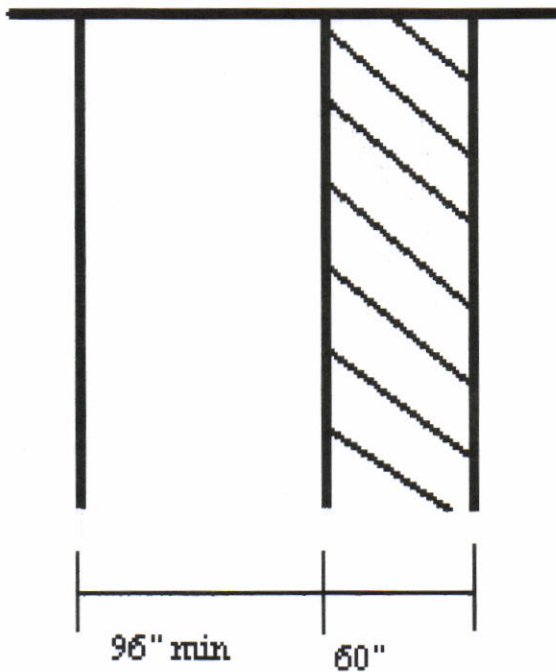
- Logo to be painted on asphalt or concrete
- Background — Paint light blue
- Logo — Paint white

NOTE: 3" x 3" GRID FOR CONSTRUCTION OF TEMPLATE

48"
SIZE MAY VARY SLIGHTLY
USE TEMPLATE

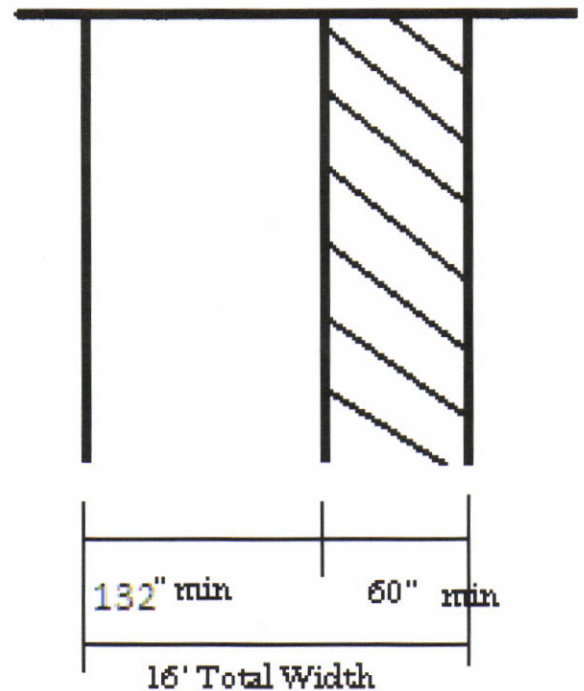
30"
TYPICAL

Van accessible spaces shall be a minimum of 132 inches with a 60 inch access aisle for a total of 192 inches.



Handicap Parking Space

Car parking spaces shall be a minimum of 96 inches in width. Each space shall have an adjacent access aisle that is a minimum of 60 inches wide. Two spaces are permitted to share a common access aisle.



Handicap Parking Space

Van Accessible